








Natixis CIB Green & Sustainable Hub

ESG in the High Yield market – Investors views
ESG consideration in Leveraged Finance Transactions
June 2021

Natixis' CIB Green & Sustainable Hub

Expert, operational and cross-asset global set up leading expertise in Green & Sustainable Solutions

 22 Global team (EMEA, APAC & Americas)	 Cross-Asset Investment Solutions Financing Solutions & Advisory	 Investor's Intimacy Syndication Resource Market Intelligence	 Recognized Experts Safeguarding "Green" Integrity Exploring "Uncharted Territories"	 Innovation Orientation First CMBS, Repack, EMTN...
--	---	--	---	---


Global Head  <hr/> Syndication 	Center of Expertise  <hr/> Thematic Research 	Business Management  <hr/> Investment Solutions 	Outstanding Market & Clients recognition	
Cross-Asset Origination & Advisory 			 # of Sustainability Coordinator Deals EMEA ESG-linked Loan's volume 2019, Bloomberg	 Volume of Issuance Green, Social, Sustainability Bonds 2000 – 2020, EUR Denominated, Bloomberg
			 The Banker Investment Banking Awards 2020 Investment Bank of the Year for Equity-linked Products (ESG)	 The Banker Investment Banking Awards 2018 Most Innovative Investment Bank for Climate Change & Sustainability
			 IFR Awards 2019 Social Loan of the Year 2019 Green Bond of the Year 2019	 The Assets Awards 2020 Best Green Bond Best Sustainability-linked Loan Best Syndicated Green Loan
				 SRP Deal of the Year 2020 (Equity-linked structured note)
				 GRI Best Deals 4 sustainability-linked loans 2020 (Cofo, Bunge, Rusal, Cocobod)
				 CBI Certified 1st project certified by CBI in the GCC region (ACWA Power 2019)

Active player in Sustainable Finance development

Debt Capital Markets (DCM) <ul style="list-style-type: none"> ▪ Green, Social & Sustainability Bonds ▪ Sustainability-Linked Bonds ▪ Transition Bonds ▪ Thematic Bonds (Water, Blue bonds) ▪ SDGs⁽²⁾ Bonds ▪ Hybrid, Catastrophe, Subordinated 	Equity Capital Markets (ECM) <ul style="list-style-type: none"> ▪ Sustainable Convertible Bonds ▪ IPO ESG Advisory Real Assets & Infrastructure <ul style="list-style-type: none"> ▪ Green & Social Loans Global Markets <ul style="list-style-type: none"> ▪ Sustainability-linked IR & FX Swaps 	<ul style="list-style-type: none"> ▪ Equity-Linked Notes ▪ Thematic Equity Indexes Structured Credit Solutions (GSCS) <ul style="list-style-type: none"> ▪ Sustainable Securitization ▪ Sustainability-linked Capital calls ▪ ESG CLOs ▪ Green Repack Notes 	Strategic Equity Transaction (SET) <ul style="list-style-type: none"> ▪ Green Margin Loans ▪ Share buybacks Acquisition & Strategic Finance (ASF) <ul style="list-style-type: none"> ▪ Sustainable & Sustainability-linked financing Mergers & Acquisitions (M&A)	<ul style="list-style-type: none"> ▪ ESG Advisory Corporate Loans Structuring (CLS) <ul style="list-style-type: none"> ▪ Sustainability-Linked Loans ▪ Low-Carbon Repo facilities Trade & Treasury Solutions (TTS) <ul style="list-style-type: none"> ▪ Sustainable Supply Chain Financing ▪ Sustainable Commercial Papers (CPs)
--	--	--	---	---


Strong involvement in building sustainable finance

REGULATORY WORKING GROUPS

 **European Commission Technical Expert Group**
Member

 **SUSTAINABLE FINANCE Expert Group**
Established by the European Commission
Member

MARKET ASSOCIATIONS

 **Sustainability Bond Principles**
Active Member
Member of Executive Committee
Co-Chair of Research Working Group
Co-Author & co-chair of sustainability-linked bond Principles



Green Loan Principles
Working Groups
Keynote Speaker (2018)
Regular Panelist (2018 / 2019)



Climate Transition Finance
Co-chairing of the Working Group
Co-author of the
Climate Transition Finance Handbook



 **Climate Bonds Initiative**
Member



 **SuRe standard**
Founding Member



REGIONAL WORKING GROUPS

China Green Finance Committee
Active Member



Hong Kong Green Finance Association
Founding Member / Honorary Chairman
Co-chairing of a Working Group



Finance for Tomorrow
Active Member





CONTENTS

- 1 EXECUTIVE SUMMARY
- 2 RESULTS OF OUR INVESTOR SURVEY
- 3 GREEN, SOCIAL AND SUSTAINABILITY HY BONDS MARKET
- 4 HY BOND FUNDS
- 5 SUSTAINABILITY-LINKED TLB TRANSACTIONS
- 6 ESG CLOS
- 7 EU SUSTAINABLE FINANCE REGULATION
- 8 SUSTAINABLE FINANCE MARKET DATA
- 9 APPENDICES
- 10 CONTACTS



EXECUTIVE SUMMARY



Key takeaways

HY investors ready to level up ESG market practices

KEY FINDINGS

1. The results show views from a diverse range of HY investors based in North America and Europe (the most mature markets on ESG).
2. All respondents state they closely look at ESG performance of investee companies in a way or another (note worthy our panel of respondents is well balanced between ESG experts and Fixed Income specialists).
3. Most HY investors (90%) exclude controversial companies and those showing poor ESG ratings. 2/3rd apply an ESG integration methodology and/or define investment universe based on sustainability considerations.
4. 42% of HY investors declare to have a dedicated SRI bond fund, while 24% declared to either have a “Green” bond fund or an “Impact” bond fund (in reference to the contribution to the realization of the UN SDGs).
5. Most HY investors (78%) do not have a targeted allocation of GSS bonds (be it UOPs bonds with earmarked proceeds, or SLBs) for their funds.
6. HY investors plebiscite Green issuances (focusing on Climate action and other environmental themes). SDG-related issuances rank 2nd evidencing HY investors’ sensitivity to all sustainability issues (either environmental or social).
7. There's no clear-cut preference between bonds with Green and/or Social UOPs or SLBs (with payoff mechanisms linked to sustainable KPIs and sustainable performance targets, or “SPTs”).
8. Most HY investors (78%) also state they engage with issuers on their ESG performance/ rating (when appropriate) and/or Climate strategy.
9. >50% of HY investors expect to grow their ESG investments faster than the market in the coming months. This highlights the race for ESG that has already started on the HY segment.

NATIXIS GSH COMMENTS

- **ESG has no geographical boundaries.** Both North American and European HY investors monitor the ESG performance of their investments. Alike in other asset classes, **ESG will progressively goes mainstream in the HY segment.**
- **To date, most HY investors prefer not to commit to allocate a specific share of their investments to GSS bonds.** This allow them to remain flexible and adapt their sustainable strategies as market evolves. **Lack of supply might also be seen as a justification.**
- The fact that 42% of our panel already running HY SRI bond funds shows the **willingness of HY investors to offer sustainable investment solutions.** Green / Impact HY bond funds will likely complement their product range.
- **HY investors welcome any format of GSS bonds.** However, **SLBs might be better suited to the HY segment** particularly as regards constraints relating to the size of the pool of eligible assets for UOPs issuances. **This echoes growing investors’ interest we observe for Sustainability-linked TLB, including from CLOs managers.**
- **Regulatory context is helping,** EU being at the forefront with its Sustainable Finance Action Plan. **Thanks to the new sustainability disclosure requirements directives (CSRD for corporates and SFDR for all financial market participants) and the guide “on ESG disclosure in Leveraged Finance Transactions”** released by the ELFA, the LMA and the PRI, **the HY segment should no longer lag the IG segment when it comes to ESG considerations.**

Glossary:

- ESG: Environmental, Social and Governance
- SRI: Socially Responsible Investment
- GSS bonds: Green, Social and Sustainability-themed bonds
- UOPs: Use of Proceeds
- SLBs: Sustainability-Linked Bonds
- TLB: Term Loan B
- UN SDGs: United Nations Sustainable Development Goals
- CSRD: Corporate Sustainability Reporting Directive
- SFDR: Sustainable Finance Disclosure Regulation
- ELFA: European Leveraged Finance Association
- LMA: Loan Market Association
- PRI: Principles for Responsible Investment



RESULTS OF OUR INVESTOR SURVEY



Forewords

Capturing the views of HY investors on ESG

CONTEXTUALIZATION

Until recently, the lack of available, reliable, and comparable data for HY corporates has delayed the incorporation of ESG factors in the HY bond asset class. However, according to S&P*, from the beginning of 2019 to June 2020, HY ESG-related AUM skyrocketed from USD 1.7bn to USD 46.3bn, with the number of ESG-based HY funds increasing from 7 to 43. This dramatic growth in AUM resulted largely from rebranding of existing funds in conjunction with amending fund prospectuses to reflect adoption of sustainable investing strategies.

Parallel to this, a recent publication of the main trade associations in the leveraged finance sector (ELFA, LMA), the “Company Advisers on ESG Disclosure in Leveraged Finance Transactions” guide should help HY issuers improve their ESG practices and transparency, as well as give better ESG information to HY investors (see [Natixis article](#) on the subject).

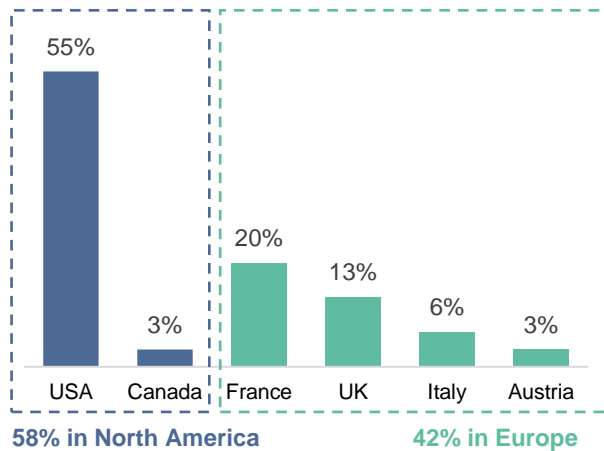
In this evolving context, Natixis GSH conducted this investor survey with the purpose of assessing the level of ESG incorporation by HY investors and the strategies that are being currently developed.

PANEL OF RESPONDENTS

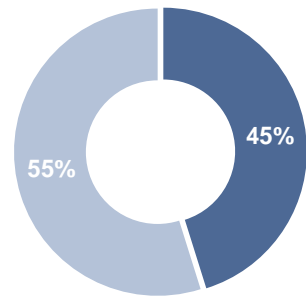
35 investors totaling c. USD 11tn in AUM have answered the survey.

- A third of this panel’s firms hold >USD 500mm in AUM. Some of them are FI specialist boutiques, the other investors are more generalists.
- ~60% of respondents are based in North America; the rest being localized in Europe.
- The panel is almost equally composed of Analysts and Portfolio Managers. It is also well balanced between ESG experts on the one hand and FI specialists on the other hand.
- ESG HY specialists are rare, most of ESG respondents also cover other credit or even equity segments.
- 42% of investors from our panel have at least one HY SRI bond fund and 24% a dedicated “Green” or “Impact” HY bond fund (see slide number 9).

Respondent's Respective Countries

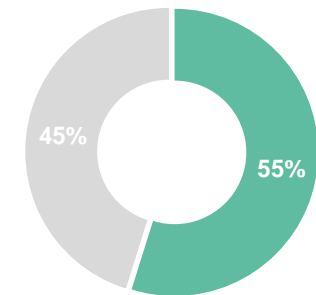


Respondent's Job Position



■ Analyst ■ Portfolio Manager

Respondent's Area of Expertise

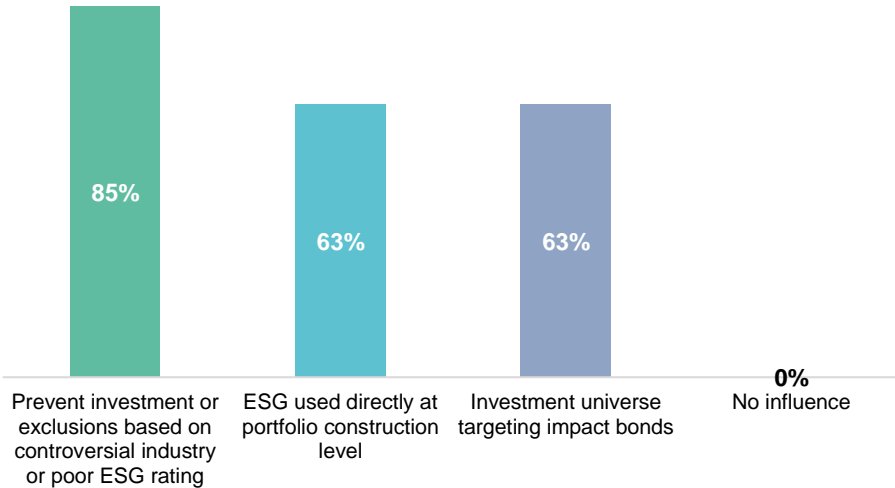


■ ESG Specialist ■ Generalist

ESG incorporation in investment process

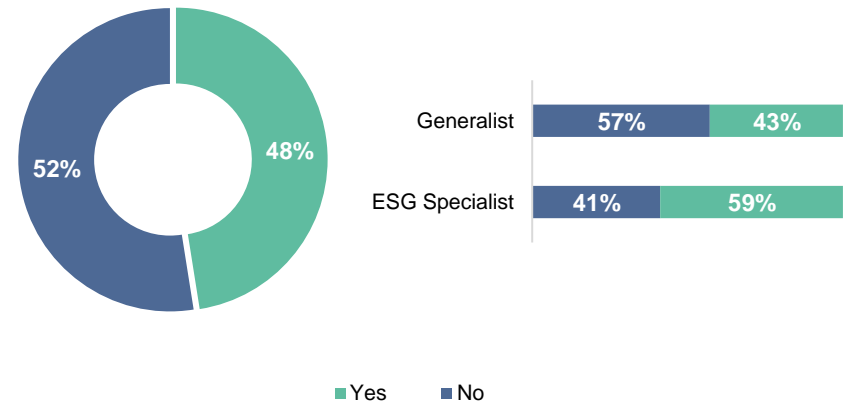
HY investors look closely at ESG performance when making an investment decision

ESG performance's consideration in investment decisions



- **All respondents state that ESG performance influences their investment decisions.** It clearly shows that HY investors now widely acknowledge the interest and the materiality of ESG in their field.
- **Most of HY investors (85%) are considering ESG to exclude controversial industries/ companies.** This consideration is slightly more frequent among PMs (94%) than Analysts (71%). And whilst European HY investors unanimously precise that ESG performance can lead to exclusions, it is less the case when looking at North American investors (72%).
- **Same proportion of respondents (63%) declare they use ESG:**
 - **directly into their portfolio construction process** (stock picking, allocation);
 - **by targeting “impact” bonds to define an eligible investment universe.**

ESG decision process for HY funds



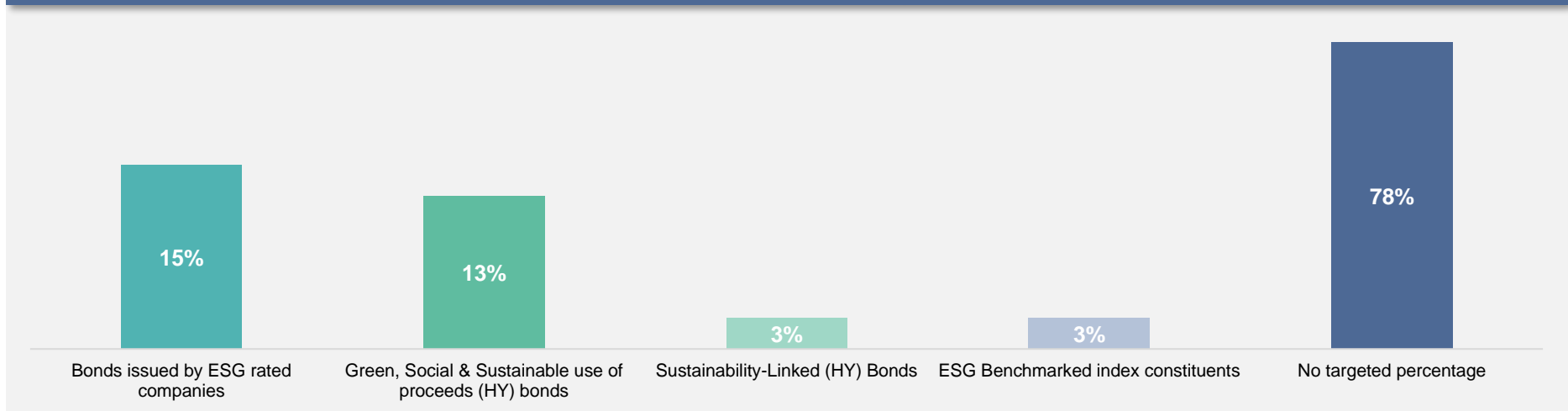
- **The incorporation of ESG in the HY segment has gained in maturity.** Half of respondents declared having an ESG filtering process for their HY funds.
 - This is especially the case with ESG experts with 59% declaring to have a dedicated investment decision process for their HY funds, vs 43% of FI specialists' respondents.
 - It clearly reveals that **ESG specialists favor a broad ESG integration approach rather than having solely a range of dedicated sustainable HY bond funds.**
- **Respondents who state that they don't have specific ESG investment process use ESG as a tool to screen out worst offenders and/or to weight bonds in portfolio construction.** However, FI specialists seem a little bit confused between the different possible approaches.

Sustainable investments targets

Most HY investors do not consider the market mature enough to have ESG targets

- **15% of investors have an investment target in bonds issued by well ESG rated companies and, to a lesser extent (13%), in GSS HY bonds** (either in GSS UOPs bonds or SLBs).
- **European HY investors seem more advanced.** 31% have an allocation target for bonds issued by well ESG rated companies and/or in GSS HY bonds, compared to 11% of North American respondents.
- On the respondents having an investment target in bonds issued by well ESG rated companies, **75% select companies willing to improve their ESG performance** (engagement practice/ "best-effort" strategy), while 50% choose them with a "best-in-class" approach.
- **However, almost 80% of HY investors do not consider the market mature enough to have sustainable investment targets for their funds.** This finding indicates that to date only a limited number of investors accept to define an ESG process that supplants financial considerations when selecting HY bonds.

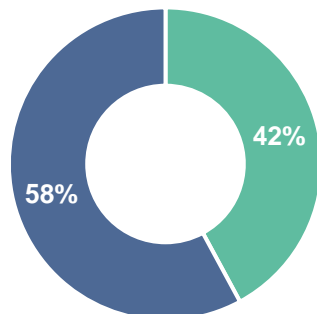
Investment target for Green, Social or Sustainability-themed bonds in HY Funds



Sustainable preferences

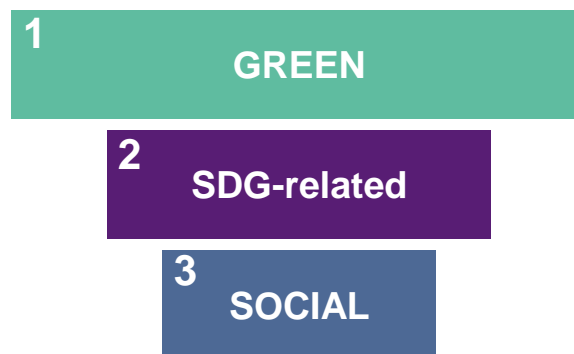
HY investors largely prefer “Green” issuances, SDG-related issuances rank second

Dedicated SRI bond funds




■ Yes ■ No

Preference on HY Sustainability-themed bonds



Green / Impact bond funds



■ No ■ Yes

Dedicated SRI bond funds

- 42% of the respondents state their company manages a HY SRI bond fund. These type of funds are more common in Europe (62%) than in North America (39%), at last within our sample. A few respondents also mentioned their will to launch such a fund shortly.

Green / Impact bond funds

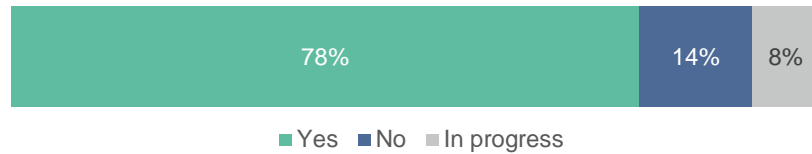
- Dedicated GSS bond fund are less common. Only 24% of respondents stating their company manages an “impact” HY fund. HY Green / Impact bond funds are also slightly more common in Europe (38%) than in North America (22%) within our sample.

Preferences on sustainability-themed bonds

- HY investors prioritize Climate and other environmental themes for their investments, then a more holistic approach of sustainability and welcome any sustainable HY bonds SDG-related.
- However, almost a third of the respondents declare no preference between the three kinds of bonds.
- On the format, there's no clear-cut preference between bonds with dedicated UOPs or KPI-linked.
- However, 50% of Analysts declare their preference for KPI-linked bonds vs 21% for bonds with dedicated UOPs, which can relate to the development and the appetite for this new product as seen in our previous SLB survey.

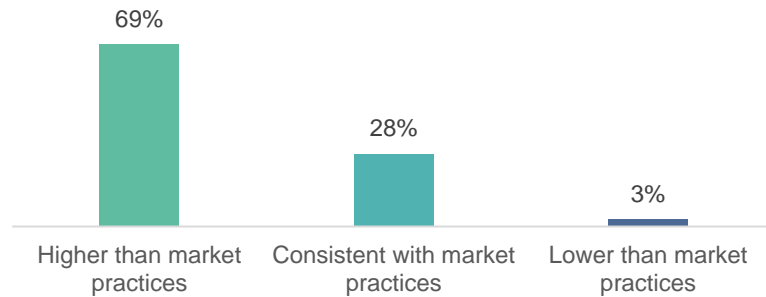
Next steps

More than half of HY investors expect to grow their ESG investments in the coming months

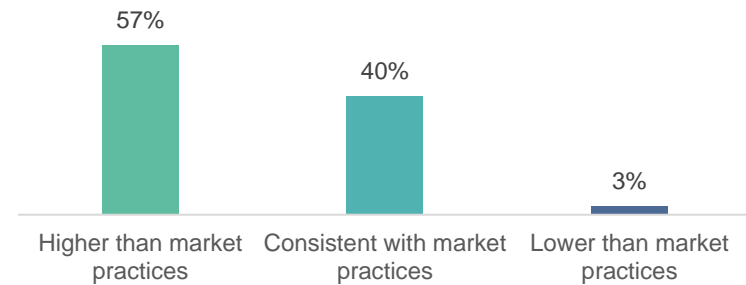


- **78% respondents have declared to engage with investee companies on their ESG performance and/or Climate strategy.** Additional 8% intends to do so quickly.
- **Several respondents indicated that ESG topics are now systematically addressed on credit updates.** Investee companies' management willingness to monitor their ESG performance vs targets set is now under scrutiny.

Expected growth of the allocation to ESG investments



Specific appetite for GSS bonds ("impact-driven" approach)



- **69% of respondents foresee higher growth in their allocation to ESG investments (i.e., towards well ESG rated companies, or more specifically to GSS bonds) than overall market dynamics in the coming months.**
- **Specific appetite for sustainable assets per se (i.e., GSS bonds, either with dedicated UOPs or KPI-linked) is a bit lower but still high (57%), notably from European HY investors (85%, vs 67% from North American investors).**
- **HY investors understand high level of ESG expectations from asset owners as well as regulatory evolving landscape in that field are accelerating the ESG mainstreamisation trend.**
- **In Europe, Sustainable Finance Disclosure Regulation (SFDR), which recently came into force (March 2021), pushes all market participants, starting with PM companies, to be more transparent on how they consider sustainability at company and product levels (see appendices).**















3








GREEN, SOCIAL AND SUSTAINABILITY HY BONDS MARKET



2021-YTD – HY Green Bonds

Pricing Date	Issuer	Curr.	Size	Ratings (Moody's/S&P)	Coupon	Comments	UoP
20-May-21		EUR	350	-/BB+	3,00%	Eligible Green projects are linked with the following: Energy efficiency products / Circular economy / Production energy efficiency / Pollution prevention and control / Sustainable water and wastewater management / Renewable energy / Green buildings	UoP: Proceeds will be used to fund or refinance eligible green projects according to the company's green framework paper.
13-May-21		USD	400	-/BB+	4,13%	Eligible projects are linked with renewable energies (solar, wind, hydro and transmission lines). Should contribute to climate change mitigation.	UoP: Proceeds from the notes will be used to refinance the issuer's facility agreement due 2025 and to fund eligible green projects.
12-May-21		EUR	325	Ba2/BB-	4,00%	Eligible Green projects include financing and refinancing green buildings. Eligible projects must respond to a least on of five environmental objectives: 1) climate change mitigation, 2) climate change adaptation, 3) natural resource conservation, 4) biodiversity conservation, 5) pollution and control	UoP: Proceeds will be used for refinancing and general corporate purposes, while an amount equal to the net proceeds is expected to be allocated to eligible green projects.
12-May-21		EUR	300	Ba1/-	4,25%	Eligible green projects are linked with Green Buildings, Energy Efficiency, Renewable Energy and Clean Transportation.	UoP: Proceeds of the Notes will be used to finance or refinance Eligible Projects under the Green Financing Framework.
28-Apr-21		EUR	500	Ba1/BB+	2,00%	Eligible Green Projects are related with clean transportation, renewable energy, pollution prevention and control and energy efficiency.	UoP: Finance eligible Green projects.
22-Apr-21		EUR	500	-/BB-	2,25%	Eligible projects are linked with Renewable Energy (solar, wind and hydropower) and Energy Efficiency.	UoP: Proceeds will be used to repay debt and for general corporate purposes. Proceeds will fund or refinance in whole or part eligible Green projects in accordance with the company's Green bond framework.
15-Apr-21		EUR	300	-/B+	4,50%	An amount equal to the net proceeds is intended to be allocated to eligible Green projects. Eligible projects include the acquisition or construction of Green Buildings and buildings that demonstrate energy efficiency metrics at above market performance.	UoP: An amount equal to the net proceeds is intended to be allocated to eligible Green projects.
24-Apr-21		EUR	500	B1/BB-	3,38%	An amount equal to the net proceeds will be allocated to finance or refinance new or existing eligible Green projects. Eligible Green projects comprise i) Investments for new renewable energy generation (including PPAs) ii) Circular economy processes enabling the reduction material usage and waste.	UoP: Partly repay the firm's TLB issued in 2017. An amount equal to the net proceeds will be allocated to finance or refinance new or existing eligible Green projects.
18-Mar-21		EUR	300	-/B+	5,25%	Via Celere's Green Bond Framework aims at developing Green Buildings and residential assets achieving specific EPC labels.	UoP: Green bond loan, Via Celere intends to allocate an amount equal to the net proceeds of the Offering of the Notes to finance Eligible Green Projects, by achieving an Energy Performance Certificate rating in the top 15% of local housing, with the balance of the proceeds used for GCP
17-Mar-21		EUR	400	Ba2/BB	2,38%	Eligible project under the firm's Green Bond framework should enable significant reduction in GHG emissions. This includes project linked with the development and production of hydrogen fuel cell and storage systems.	UoP: Proceeds will be used to finance or refinance eligible Green projects. Credit Agricole CIB and MUFG are Green structuring agents.
26-Feb-21		USD	600	Ba2/BB	3,25%		
		EUR	450	Ba2/BB	2,00%	Ardagh Metal did not identify any immediate green use for the cash raised. It will provide most of the proceeds from the bond sale and new equity issuance to parent Ardagh, which will retain an 80% stake in the business. Ardagh in turn will use the funds to repay debt, pay potential dividends to its shareholders and other corporate purposes. Within three years, the company plans to allocate funds equivalent to the bond proceeds to projects eligible for its green financing framework, which addresses areas like procuring recycled aluminum and using renewable energy.	UoP: Green bond loan, The Company intends to allocate an amount equal to the net proceeds of the Offering of the Notes to finance and/or refinance, in whole or in part, Eligible Green Projects in accordance with the Ardagh Group Green Financing Framework. Approx. \$2,315m will be provided to Ardagh Group S.A. as cash consideration for the transfer of the Ardagh Metal Packaging Business, with the balance of the proceeds used for GCP
		USD	1050	B3/B+	4,00%		
	EUR	500	B3/B+	3,00%			
11/01/2021		EUR	1000	Ba2/BB+	1,63%	Eligible Green and Social Projects in accordance with the TIM Group Sustainability Financing Framework / Working to modernize its fixed and mobile grids, making them more energy-efficient and targeting carbon neutrality by 2030	UoP: Finance green and social projects

2021-YTD – HY Sustainability-Linked Bonds

Pricing Date	Issuer	Size	Pricing	Issue Ratings	KPIs	Step Up Mechanism
06/05/2021	 Verallia	€500m	1.625%	-/BB+/-	<p>KPI 1 - GHG emissions: Reduction of 15% in Scope 1 & 2 GHG emissions at the Group's level (excluding any acquisitions after the issue date) by 2025 compared to 2019 baseline of 3,090 kilotons</p> <p>KPI 2 - Circular economy: Increase of 10 points in external cullet share⁽¹⁾ at the Group's level (excluding any acquisitions after the issue date) by 2025 compared to 2019 baseline of 49%</p>	<p>+12.5bps per annum from May 2026 if target not met by Dec. 2025</p> <p>+12.5bps per annum from May 2026 if target not met by Dec. 2025</p>
30/04/2021	 Lonza Specialty Ingredients	\$350m €460m	4.750% 5.250%	B2/B/- Caa2/CCC+/-	<p>KPI 1 - Circular economy: Reduction of 18% in Scope 1 & 2 GHG emissions compared to 2018 baseline of 484 CO2 metric tons per CHF million of sales</p> <p>KPI 2 - Circular economy: Reduction of 12% in waste intensity⁽²⁾ compared to 2018 baseline of 49.5 metric tons per CHF million of sales</p>	+25bps per annum from April 2025 if targets not met <u>collectively</u> in Dec. 2024
27/04/2021	 Rexel	€300m (+€100m)	2.125%	Ba3/BB-/-	<p>KPI 1 - GHG emissions: Reduction of 23% in Scope 3 GHG intensity usage of products compared to 2016 baseline of 2.9 metric tons of CO2 equiv. per €1k of sales</p> <p>KPI 2 - GHG emissions: Reduction of 23.7% in Scope 1 & 2 GHG emissions compared to 2016 baseline of 116,829 metric tons of CO2</p>	+25bps per annum from June 2024 if targets not met <u>collectively</u> in Dec. 2023
15/04/2021	 PFLEIDERER	€350m €400m	4.750% 3mE+475	B2/B/BB- B2/B/BB-	<p>KPI 1 - Circular economy: Increase of the share of recycled wood used to 44% by Dec. 2022 and 50% by Dec. 2025, both compared 2020 baseline of 40%</p> <p>KPI 2 - GHG emissions: Reduction of Scope 1 & 2 GHG emissions of 8.4% by Dec. 2022 and 21% by Dec. 2025, both compared to 2020 baseline of 220 kilotons</p>	+25bps per annum from April 2023 if targets not met <u>collectively</u> in Dec. 2022
25/03/2021	 Hapag-Lloyd	€300m	2.500%	B1/BB-/-	KPI 1 - GHG emissions: Reduction of average efficiency ratio performance (CO2 emissions per transport capacity and distance sailed) to 6.83 or lower in FY2024	+25bps per annum from Oct. 2025 if target not met in FY2024
22/03/2021	 Public Power Corporation	€650m (+€125m)	3.875%	-/B/BB-	KPI 1 - GHG emissions: Reduction of 40% in Scope 1 CO2 emissions by Dec. 2022 compared to a Dec. 2019 baseline of 23.15 metric tons of CO2	+50bps per annum from March 2023 if target not met by Dec. 2022
09/02/2021	 Constellium	\$500m	3.750%	B2/B/-	<p>KPI 1 - GHG emissions: Reduction of Scope 1 and Scope 2 GHG emissions in intensity to or lower than 0.615 metric ton of CO2 equiv. per ton sold</p> <p>KPI 2 - Circular economy: Increase recycled aluminum input to or higher than 685,000 metric tons by Dec. 2026, i.e., 10% increase from a 2019 baseline</p>	<p>+12.5bps per annum from April 2026 if target not met by Dec. 2025</p> <p>+12.5bps per annum from April 2027 if target not met by Dec. 2026</p>

Key features of Sustainability-linked bonds in the European HY market are the following:

- ✓ KPIs are predominantly linked to reduction of Greenhouse Gas (GHG) emissions
- ✓ Sustainable Performance Targets (SPTs) are maximum two
- ✓ The scope of the SPT generally applies at the Group level; however, some issuers may exclude acquired companies from its step-up calculation
- ✓ Step-up mechanisms typically consist of an increase in the interest rate of 25 bps, or 12.5 bps in the case of two SPTs

Sources: Bloomberg and Natixis as of 10/05/2021

Notes: (1) External cullet share is the ratio between the total tons of glass collected from individuals and the on-trade channels and the total tons of packed glass during the calendar year, (2) Waste intensity refers to the volume of hazardous and non-hazardous waste generated by the company



4

HY BOND FUNDS



Market dynamics

ESG integration is accelerating in the HY market, encompassing different approaches



According to Morningstar, there are 48 distinct strategies representing ~USD 8bn of assets, and their average track record is less than 3.5y.

- While the **Europe-domiciled offering outnumbers the US one**, the two oldest funds in this category are U.S.-based: Pax HY Bond launched in 1999 and Calvert HY Bond launched in 2001.
- Most current ESG HY bond funds are actively managed.** 7 passive HY ESG bond funds were launched in between June 2019 and June 2020, gathering USD 480mm of assets, 80% of which were held by two Irish-domiciled iShares ETFs. Both track **Bloomberg Barclays MSCI HY SRI Indices**, which simply screen out issuers with substantial revenue derived from controversial sectors.



According to S&P, from the beginning of 2019 to June 2020, HY ESG-related AUM skyrocketed from USD 1.7bn to USD 46.3bn, with the number of ESG-based HY funds increasing from 7 to 43.

- This dramatic growth in AUM (growth by 26 times, versus 6.6 times for overall sustainable funds) resulted largely from **rebranding of existing funds in conjunction with amending fund prospectuses to reflect adoption of sustainable investing strategies.**

Federated-Hermes launched in October 2019 an ESG Engagement High Yield Credit Fund.

- The fund seeks to **invest in companies with strong fundamentals and demonstrates the potential, through engagement, to create positive change.**
- The **UN SDGs are used as a framework for engagement.**



Seeking positive outcomes for investors and society

Combining global, high-conviction credit investing with ESG-aligned engagement, we seek long-term outperformance and positive impact.

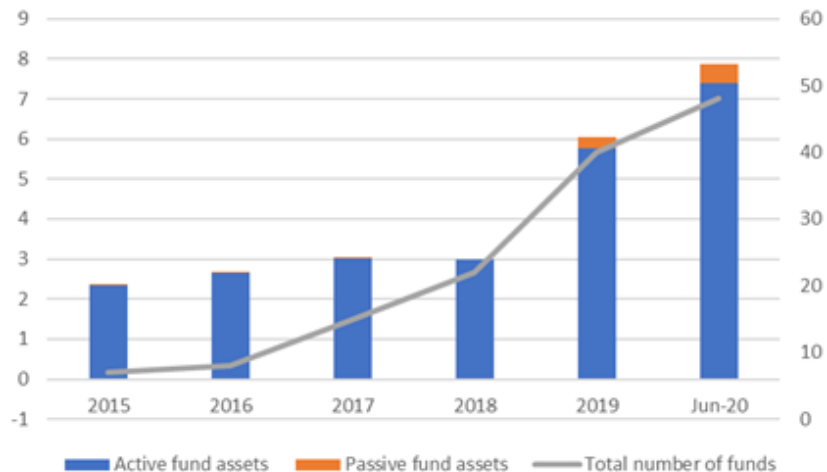
Mitch Reznick, CFA, Head of Research and Sustainable Fixed Income and Co-Portfolio Manager, Federated Hermes ESG Engagement High Yield Credit Fund

The HY ESG segment is dominated by funds which state they may consider ESG factors in investment decisions...

...to date, only a few investors are adopting more demanding approaches, either through:

- Dedicated HY pockets within SRI, ESG/ Sustainable, "Green" or "Impact" bond funds.
- Launch of HY Impact bond funds ESG-related.

ESG HY bond funds (in USD bn)



ESG HY bond funds (sample)

>48 distinct strategies representing ~USD 8bn of assets

Europe-domiciled offering outnumbers the US one

10 ESG HY Bond Funds can be considered as Impact funds (i.e., clearly in search of delivering environmental and/or social benefits)

- | | |
|--|---|
| <ul style="list-style-type: none"> ▪ Aegon Short Duration High Yield Instl ▪ Aktia Global High Yield Bond+ B ▪ Aviva Investors High Yield Bd 3 GBP Acc ▪ Barings European High Yield Bd S EUR Acc ▪ BIL Invest Bonds EUR High Yield I Acc ▪ BlueBay European High Yield Bd (Can) F ▪ BlueBay Global High Yield Bd B USD ▪ BlueBay Global High Yield ESG Bond I USD ▪ BMO High Yield Bond I ▪ BrandywineGLOBAL Global High Yield IS ▪ Calvert High Yield Bond I ▪ Carnegie High Yield Select 3 SEK ▪ Danske Invest Euro HY Obl Akk KL DKK h ▪ Danske Invest Global HY Bonds EUR h ▪ DWS Strategic High Yield Tax-Free S ▪ Dynasty High Yield 2021 B ▪ Ecofi High Yield ▪ Federated Hermes SDG Eggm HY Crdt Instl ▪ Fondsinans High Yield ▪ Hartford High Yield HLS IA ▪ Hartford High Yield Y ▪ HI-Sustainable High Yield Defensive-Fds ▪ JPMorgan High Yield I ▪ JPMorgan High Yield Municipal I ▪ Lannebo High Yield | <ul style="list-style-type: none"> ▪ Man GLG High Yield Opports Profi Acc C ▪ MFS Global High Yield I ▪ MFS High Yield Pooled ▪ MFS Meridian Global High Yield B2 USD ▪ Morgan Stanley Inst High Yield I ▪ Muzinich US High Yield Corp Bond SI ▪ NEI Global High Yield Bond A ▪ Neuberger Berman Global HY Bd T Acc USD ▪ NN (L) US High Yield Z Cap USD ▪ Nordea 2 - High Yield ESG Bond X USD ▪ Pax High Yield Bond Individual Investor ▪ PH&N High Yield Bond Fund D ▪ Principal High Yield I Acc USD ▪ RBC \$U.S. High Yield Bond Fund F ▪ RBC BlueBay High Yield Bond I ▪ RBC Global High Yield Bond Fund F ▪ RBC High Yield Bond Fund F ▪ Robeco European High Yield Bonds DH € ▪ Robeco High Yield Bonds DH € ▪ Robeco High Yield Bonds Fdr zr dur IH \$ ▪ Robeco QI Dynamic High Yield IH € ▪ SEB Sustainable High Yield B EUR ▪ SKY Harbor Global - Sh MSHY Bd X1 USD Acc ▪ Sydinvest Virksomhedsoblig HY Etik KL ▪ Transamerica High Yield Bond I3 |
|--|---|



5


SUSTAINABILITY-LINKED TLB TRANSACTIONS



New opportunities of growth in the G&S loan market

Sustainability-linked TLB

February 2021



TLB
Margin tied to internal KPIs
EUR 1,761,000,000
Bookrunner
Sustainability Advisor

ELSAN has successfully placed an inaugural Sustainability-Linked Term Loan


ELSAN has successfully refinance its entire debt of €1.7bn with a Sustainability-Linked Term Loan.

On the occasion of C2S' acquisition, ELSAN has decided to tie its financing to ambitious goals based its CSR pillars. The interest rate of the loan will be indexed to the company's achievement of three objectives with a premium/discount mechanism i.e. patient satisfaction, medical waste reduction, and improvement in the quality of work life of its employees.

This Sustainability-Linked Term Loan marks a first in the private hospitals sector in Europe, and has attracted strong interest from investors, who increasingly seek to incorporate Environmental, Social and Governance criteria (ESG) into their investments.


Natixis participated as **Active Bookrunner and Sustainability Structuring Advisor** for this transaction.

November 2020



TLB
Margin tied to internal KPIs
EUR 520,000,000
Mandated Lead A.
Sustainability Advisor

April 2021




TLB, Capex; RCF
Margin tied to internal KPIs
EUR 1,650,000,000
Bookrunner
Sustainability Advisor

May 2021



TLB; RCF
Margin tied to internal KPIs
EUR 530,000,000
EUR 100,000,000
Bookrunner

June 2021



TLB;
Margin tied to internal KPIs
EUR 585,000,000
Lead Left Physical
Bookrunner
ESG-coordinator
and Facility Agent

Sample of Sustainability-linked TLB transactions identified in 2020

Borrower	Date	Amount / Type	Maturity	Rating	KPI(s)	Margin	Comments
A. Friedr. Flender	Jan-20	TLB: EUR965m (vs EUR1.045bn) 7yr cov-light ESG-linked, guided at E+375bp, 0% floor, par (vs OID of 99.5-99.75)		Rated B1/B+/BB (M/S/F)	The margin ratchet is expected to be a flex of 5 to 7.5 basis points linked to the volume of new gearbox installations in windturbines		Sponsor = Carlyle: Flender is the largest supplier of gearboxes for wind turbines outside China
Logoplaste	Apr-20	EUR770m-equiv ESG-linked loan package TLB: EUR440m 7yr cov-light, priced at E+375bp (vs revised 375bp-400bp and 400bp-425bp at launch) et al				375 - 425	Portuguese plastic packaging company
Kersia	Nov-20	€350m term loan B and a €70m delayed term loan B	7		Implementation of systems for collecting and recycling empty packaging from customers; its share of green products; and the percentage of employees that are given the opportunity to become shareholders of the Group.	400-425	French food safety provider
Zehnder	Nov-20	EUR100m sustainability-linked credit facility	3		Sustainalytics rating.		Swiss heating, ventilation, and air conditioning (HVAC) company

Sample of Sustainability-linked TLB transactions identified in 2021-YTD

Borrower	Date	Amount / Type	Maturity	Rating	KPI(s)	Margin	Comments
Elsan	Jan-21	7yr non-fungible sustainability-linked cov-light incremental TLB at a min amount of EUR350m (subject to rolling 24 lenders); 7yr sustainability-linked EUR1.75bn cov-light TLB (rated B1/B+).			Sustainability-linked targets.	E+350bp	Privately-owned French healthcare group ; The deal includes a EUR350m new money portion to part-fund the acquisition of French clinics C2S.
Klocknerpentaplast	Jan-21	EUR1.175bn-equiv ESG-linked TLB.		B2/B	Three KPIs tested annually - 1&2 GHG Emissions% PCR content packaging; plus, women management.	guided at E+475bp-500bp	German plastic packaging producer
Sogetrel	Jan-21	EUR279m SLL					
Stark Group	Feb-21	1.345bn EUR ESG-linked seven-year covenant-lite TLB to back its acquisition by CVC Capital Partners		B2 / B	The firm's annual reduction in greenhouse gas emissions. If Stark achieves the reduction by more than 4.2%, it will get a 7.5bp margin reduction and vice versa.	350bp	Denmark; Nordic building materials business
Ahlsell	Feb-21	Dual-tranche EUR1.808bn-equiv sustainability-linked TLB		B2/B/B	Sustainalytics Environmental, Social and Governance (ESG) Risk Rating score.	E+350bp-375bp	Privately-owned Swedish heating and building materials supplier (CVC)
Apleona/ Blitz GmbH	Feb-21	EUR1,251m SLL					
Belron	Mar-21	revised multi-tranche c.EUR3bn-equiv ESG-linked credit facility ; TLB: EUR840m cov-light, due in April 2028, guided at E+250bp, 0% floor, OID of 99.5-99.75; TLB: USD1.855bn cov-light, due in April 2028, guided at L+250bp, 0.5% floor (vs 0%), OID of 99-99.5; plus RCF: EUR665m due in May 2025, springing lev cov at more than 40% utilization, 0% floor.		Ba3/BB+,			UK vehicle glass repair group
Sportgroup	Mar-21	EUR345m ESG-linked credit facility . The group's existing debt includes a EUR192.2m TLB/USD57.9m TLB, due in June 2022, paying E/L+400bp, 0% floor and EUR75m RCF, due in June 2021, paying L+350bp, 0% floor.					German synthetic turf manufacturer
Ramsay Santé	Apr-21	1,45 B EUR TLB	5	Ba3 : BB-		225-275	Gn'l de Santé
UPC Broadband	Apr-21	\$1,95 / EUR 862,5 esg linked TLB	8	B1 / BB-		300	Swiss cable operator
Sante (fka Elivie)	May-21	7yr EUR530m sustainability-linked cov-light TLB		B3/B		400	French homecare services provider
Solina	Jun-21	TLB: EUR585m 7yr, cov-light, 0% floor. 6m SC 101; plus RCF: EUR100m 6.5yr, multi-currency	7 / 6,5	B2 / B	ESG ratchet: subject to certain KPIs.	375	French food ingredient manufacturer
Virgin Media (VMED) Ireland	Ireland Jun-21	8yr EUR900m ESG-linked TLB for GCP & shareholder dividend		B2/B+/B	KPI 1: VMED Ireland ESG Strategy publicly announced by 30 June 2022, tested one-off. Margin impact: +3.75bps (no -) for life of facility KPI 2: annual network energy efficiency improvement kWh/Tbyte (at least 10% improvement p/a), tested annually (1st test year is 2021 – tested in 2022).KPI 3A: deliver Science Based Target (SBT) Model for 350 greenhouse gas emissions by 31 December 2021, tested one-off. Margin impact: +3.75bps (no -) until KPI 3B is testedKPI 3B: satisfy SBT for the reduction of greenhouse gas emissions, tested annually (1st test year is 2022 – to be tested in 2023).		
Tarkett	Jun-21	EUR1.3bn ESG-linked debt facility TLB: up to EUR950m 7yr cov-light, guided at E+325		Ba3/BB-/BB+, /BB-		between 225bp and 325bp	Paris-listed flooring specialist
Nobian	Jun-21	ESG-linked TLB	5	B2/B/BB-		375	Spin-off of base chemicals business Nobian from privately-owned Dutch chemicals group Nouryon Current Nouryon sponsors Carlyle and GIC will own the new spun-off entity
Prosol	Jun-21	EUR1.632bn ESG-linked credit facility TLB: EUR1.382bn 7yr cov-light, talked at E+375bp-400bp, 0% floor			ESG ratchet: subject to certain KPIs.		Privately-owned French specialist food retailer



6

ESG CLOS



CLO managers ramp up efforts on ESG investing

>20 CLO managers across the U.S. and Europe have committed to the PRI

ESG CLO issuance has until recently been dominated by negative screening methods, but since NIBC Bank's North Westerly VI ESG CLO with a scoring methodology, others have followed...

Sample

CLO Manager	Cy	CLOs	Date priced	Size (EUR mm)
Permira Debt Managers (PDM)	UK	Providus CLO I	Mar. 2018	363
		Providus CLO II	Nov. 2018	361
		Providus CLO III	Jun. 2019	382
Bardin Hill Loan Advisors	UK	Bardin Hill European Funding 2019-1 DAC	Apr. 2019	359
Fair Oaks Capital	UK	Fair Oaks Loan Funding I	Jun. 2019	334
		Fair Oaks Loan Funding III	Sep. 2020	354
THL Credit Advisors	US	NR	NR	NR
MJX Asset Management	US	Venture 38 CLO	Aug. 2019	
Rockford Tower Capital Management	US	Rockford Tower Europe CLO 2019-1 DAC	Oct. 2019	410
Capital Four Management	DK	Capital Four CLO I DAC	Oct. 2019	385
THL Credit Advisors	US	NR	NR	NR
NIBC Bank	NL	North Westerly VI	Nov. 2019	410
Tikehau Capital Advisors	FR	Tikehau CLO V	Dec. 2019	440
Partners Group	CH	Partners' Pikes Peak CLO 5. Of note: similar ESG language is included in its European CLO, Penta 7, and some ESG guidelines have also been included in its Pikes Peak CLO 4, which priced in 2019.	Aug. 2019 Feb. 2020	410
AlbaCore Capital Group	UK	AlbaCore Euro CLO I	Jun. 2020	233
Palmer Square Capital Management	US	Palmer Square European Loan Funding 2020-2 static CLO	Oct. 2020	300
Bridgepoint Credit Management	UK	Bridgepoint CLO 1 DAC	Nov. 2020	300
Oaktree Capital Management	US	Arbour CLO IV	Mar. 2021	415

Best practice

NIBC - NORTH WESTERLY VI B.V.

- The CLO **not only restricts investment in controversial sectors** (such as coal power and mining, extreme fossil fuels, weapons and firearms, tobacco and gambling among others) **but also requires ongoing monitoring and re-assessment of the portfolio**, grading of obligors and industries based on the level of risk and quarterly investor reporting on the ESG profile of the portfolio.
- **Investments whose ESG risk profile has deteriorated may be divested of by the CLO**, subject to compliance with the portfolio quality tests.
- **On 29 April 2021 IFLR (International Financial Law Review) announced the winners of the 2021 IFLR Europe Awards. The North Westerly VI collateralized loan obligation transaction (CLO) was awarded "Structured Finance and Securitization Deal of the Year 2020"**.
- **This CLO was the first to consider ESG factors across all its investments and is therefore the first-ever CLO compliant with best practices of ESG-focused investing.**

Source: <https://www.nibc.com/about-nibc/newsroom/newsroom/nibc-s-north-westerly-vi-clo-has-been-awarded-structured-finance-and-securitisation-deal-of-the-year-by-the-international-financial-law-review/>



EU SUSTAINABLE FINANCE REGULATION



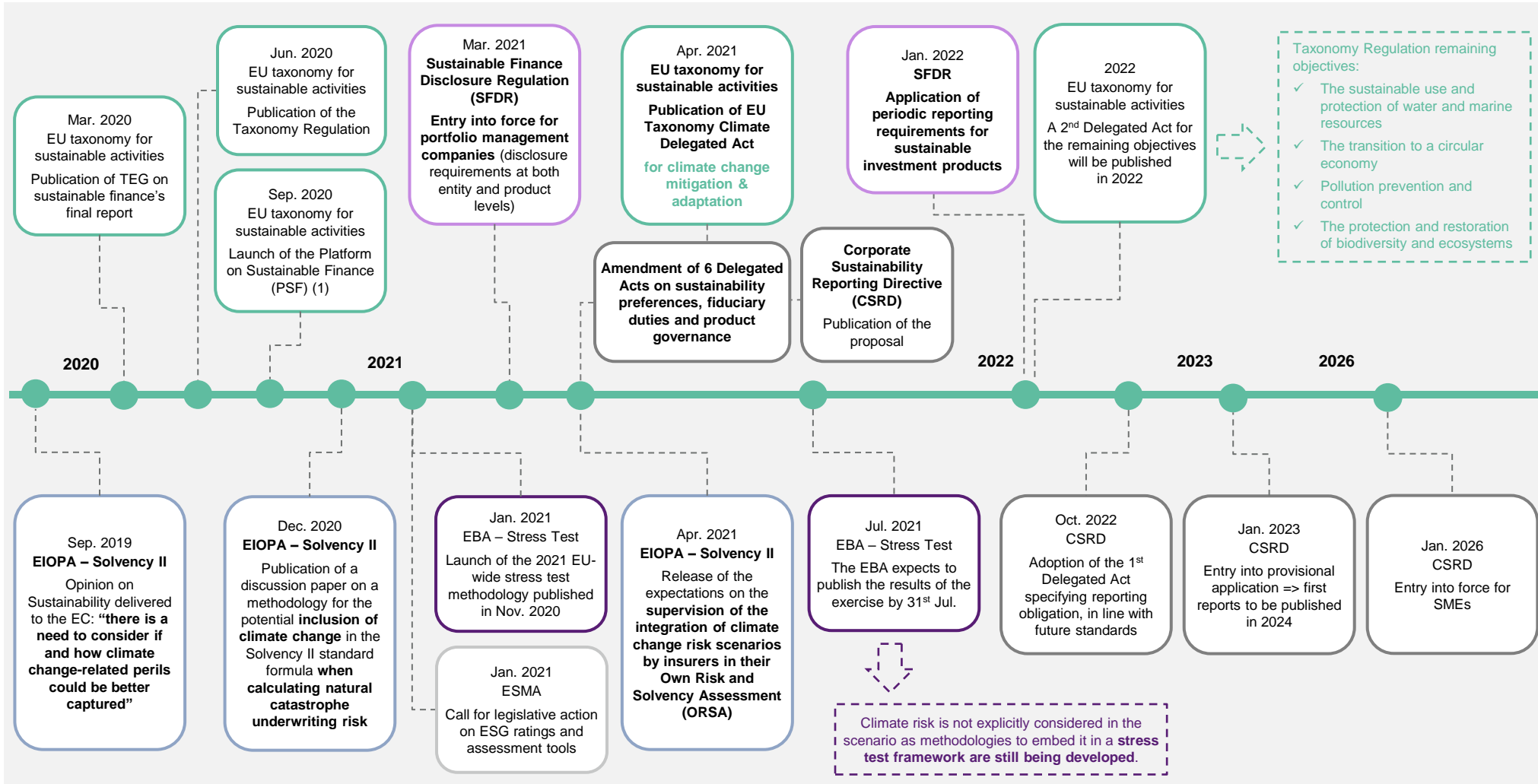
EU sustainable finance regulation

Overview

Action	Objective	Technical advice	Legislation framework and status
EU taxonomy for sustainable activities	Support sustainable investment by making it clearer which economic activities most contribute to meeting the EU's environmental objectives (see EU Sustainable Finance Action Plan and the European Green Deal). Primary focus on climate change mitigation & adaptation...	Technical Expert Group (TEG) on sustainable finance, from Jul. 2018 Platform on Sustainable Finance (PSI), from Sep. 2020	Taxonomy Regulation was published on 22 Jun. 2020 and entered into force on 12 Jul. 2020. ...EU Taxonomy Climate Delegated Act has been published on 21st April 2021. Application from 2021 and 2022 (remaining environmental objectives).
Standards & Labels	Develop EU standards and labels for sustainable financial products: - EU Green Bond Standard (GBS) - EU Ecolabel for Retail Financial Services/Products	TEG on EU GBS Join Research Centre (JRC) on EU Ecolabel, from Oct. 2018	EU GBS: Publication of the interim report on 6 Mar. 2019, the final report on 18 Jun. 2019 and a usability guide on 9 Mar. 2020. Ecolabel framework is expected for Q3 2021.
Sustainable Finance Disclosure Regulation (SFDR) <i>Application to financial market participants (FMPs) and financial advisors (FAs)</i>	Enhance transparency to end-investors on how financial market participants consider sustainability at entity and product level. Includes a Green Asset Ratio for Banks as per EBA recommendation.	European Supervisory Authorities (ESAs): EBA, EIOPA and ESMA	SFDR was published on Dec. 2019 and entered into force on 10 Mar. 2021, with immediate application for portfolio management companies.
Benchmarks	Develop climate benchmarks ('EU Climate Transition' and 'Paris-aligned') and ESG disclosures for benchmarks	TEG	1 st report published on 18 Jun. 2019; Final report on 30 Sep. 2019; Handbook on 20 Dec. 2019. Delegated acts published on 3 Dec. 2020 and entered into application on 23 Dec. 2020.
Inclusion of sustainability risk assessment in prudential requirements	Examine the feasibility of reflecting sustainability in prudential rules from a risk perspective (i.e., Climate stress tests).	EBA / EIOPA	Pending the results of technical assessments (ongoing). EBA is currently carrying out a pilot sensitivity analysis on a sample of volunteering banks, in which EU corporate exposures are analyzed in relation to climate risk. Trial run conducted in France by ACPR since 2020.
Corporate Sustainability Reporting Directive (CSRD) <i>(replacing the Non-Financial Reporting Directive, NFRD)</i>	Improve the flow of sustainability information in the corporate world. Make sustainability reporting by companies more consistent, so that financial firms, investors and the broader public can use comparable and reliable sustainability information.	European Financial Reporting Advisory Group (EFRAG)	The reporting rules introduced by the NFRD apply to so-called "public interest entities", meaning listed companies, banks, and insurance companies. CSRD will widen the scope to SMEs. Publication of the proposal on 21 st Apr. 2021.
Incorporating sustainability in financial advice	Clarify the duties of investment firms to provide their clients with clear advice on the social and environmental risks and opportunities attached to their investments.	ESMA	Publication on 21 st Apr. of six amending Delegated Acts to ensure that financial firms, such as advisers, asset managers and insurers, include sustainability in their procedures and their investment advice to clients. MiFID/ IDD/UCITS regulations are under revision.

EU sustainable finance regulation

Roadmap



(1) PSF is tasked with advising the European Commission on further developing the EU taxonomy, improving its usability and exploring its extension to social objectives, activities that significantly harm the environment or activities that are neutral towards the environment.

Sustainable Finance Disclosure Regulation

Overview of implications for investors

SFDR

What? Creates a framework for insurers to disclose how they integrate and manage sustainability factors.

Who? Applies to all financial market participants and financial advisers, hence insurers as providers of insurance investment products such as unit-linked life insurance policies.

When? Entered into force in March 2021 and periodic reporting requirements will apply from January 2022.

Introduces the principle of ‘double materiality’

1

Sustainability risks

Repercussions of material ESG risks on an insurer’s portfolio performance. Material ESG risks can be split between physical climate risk, climate transition risk, governance risk, etc.

2

Principal Adverse Impacts (PAI)

Repercussions of an insurer on the environmental and social dimensions.

- **Mandatory Environmental PAI include several themes:** GHG emissions (Carbon emissions, carbon footprint...), energy performance (intensity, share of non-REN sources...), etc.
- **Mandatory Social PAI include several themes:** social and employee matters (gender pay gap, board gender diversity...), human rights (policy, due diligence..., anti-corruption and anti-bribery (policy...)).

Requirement disclosures can be bundled into 3 separate categories

Pre-contractual disclosures

- Description of sustainable risks integrated
- Results of assessments

Disclosures on manager’s website

Additional disclosures in periodic report

→ Impacts the sustainability suitability assessments in distribution directives such as MiFID and IDD (Insurance Distribution Directive), and supplements existing pre-contractual disclosures (AIFMD, MiFID, UCITS)

→ Regulatory Technical Standards (see details on dedicated slide): the RTS specify disclosure elements required by SFDR.

Applies to product distribution through so called “articles 6, 8 and 9” categories of financial products

6

The product has no sustainability objective

8

The product promotes environmental or social characteristics, or a combination thereof, provided that the companies in which the investments are made apply good governance practices

9

The product has a sustainable investment objective



8

SUSTAINABLE FINANCE MARKET DATA



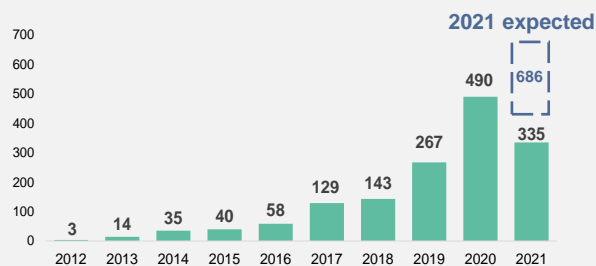
Sustainable Finance Market Data – May 2021*

Key takeaways and highlights

Global Market Supply 2021

Size of the Sustainability-themed bond market:
1 526 \$bn eq. (+28% since January 2021)

As of May 2021, the amounts issued in Q1 already represent **two thirds of the amounts issued in 2020**.



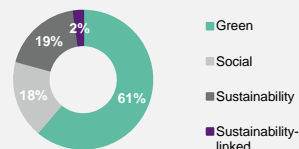
Issuance Type

Amounts issued (\$bn eq.) as of May 2021 by issuance type:

	Overall	2021 YTD	% 2020-FY
Green	935	144	-34%
Social	274	93	-31%
Sustainability	283	78	-41%
Sustainability-linked	34	20	128%

Social Issuances
X5 YoY
 in response to
 Covid-19 pandemic
 crisis

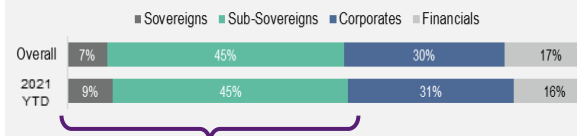
Overall outstanding amounts by label



Issuer Type

Amounts issued (\$bn eq.) as of May 2021 by issuer type:

	Overall	2021 YTD	% 2020-FY
Sovereigns	114	29	27%
Sub-sovereigns	684	149	-43%
Corporates	463	104	-26%
Financials	266	53	-22%



Half of the market dominated by the public sector

Sustainability-linked Bonds

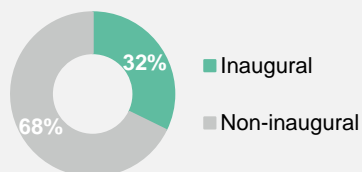
As of May 2021, the amounts issued in Q1 already exceed 2020 levels.

2020 market size
13,2 \$bn eq.
 ↓ x2,5
33,6 \$bn eq.
 2021 market size

Inaugural issuances

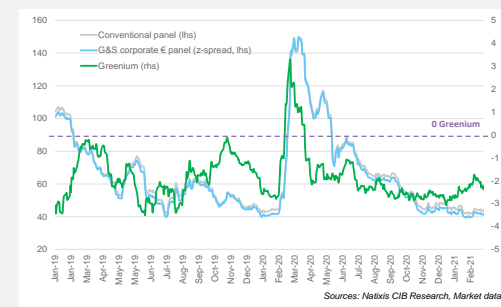
32% of amounts issued in 2021 were inaugural issuances.

	2021 Inaugural	2021 overall	%
Green	51	144	35%
Social	18	93	20%
Sustainability	21	78	28%
Sustainability-linked	16	20	81%
Total	107	335	32%



Greenium

Evolution of secondary greenium for EUR non-financial corporates: around -3 bps as of Jan-21.



Sustainability-Linked Bond Investors Survey - Key Takeaways

SLB segment brings a lot of uncharted potential to the sustainable investment market

KEY FINDINGS

According to our investor survey, SLB products address the expectations of investors' overall ESG integration approach and their impact-oriented investment strategies, but also interest gain from conventional fixed income portfolios.

1. **88% of our respondents are considering or already investing in SLBs.**
2. **90% of investors welcome the SLBPs released by the ICMA.** But improvements are still expected (67%).
3. **60% consider SLBs to be a great value-add to ESG integration strategies,** evidencing issuers have "skin in the game".
4. **56% see the risk of greenwashing as the main concern.** Lack of ambition and lack of comparability follow closely (40%).
5. **Corporates are seen as the most relevant SLBs issuers.** But FIG and SSA issuers are also good candidates.
6. **Energy transition & Climate strategies generate the most interest for SLBs** (82%).
7. **Growing interest on Social themes,** especially Health & Safety (70% of investors showing medium or strong interest).
8. **No clear-cut opinion as to the number of KPIs that should be used for SLBs.** Investor favor case-by-case approach depending on each SLB issuer (38%).
9. **Coupon step-up is seen as the most acceptable payoff mechanism** (88%).
10. **SLBs eligibility to ECB purchasing programmes is important** (59%).
11. **All investors expect impact reporting,** including views on the levers actioned to achieve the target(s).

NATIXIS GSH COMMENTS

Investors are eager to support the development of this new market segment, under certain conditions however :

- **KPIs should be robust, material and holistic.** Definition of "core and material" KPIs need to be refined to address desirable sustainability benefits and expected financial-related impacts.
- **Ambition of the SPTs** should show structural changes and reflect genuine transition strategies.
- **Diversification** –in terms of issuers, sectors and sustainability-themes– is needed to fit all fixed income strategies. This is of utmost importance to optimize liquidity aspects and scale up this nascent market segment.
- **Guidelines** are expected to ensure comparability of the SPTs.
- **Payoff mechanisms** and more broadly speaking **SLBs structure** should be kept as simple as possible.
- Concern on **misalignment of interests** need to be addressed carefully. Bonus payoff redeployment needs various options.
- **Independent third parties** are required to ensure credibility of the instrument (alignment with the SLBPs, measurement of KPIs...).
- **Robust impact reporting** is expected.
- **Innovative aspect** of the instrument calls for dedicated roadshows and investors Q&A.



9

APPENDICES



Natixis GSH Center of expertise and innovation's latest reports



NATIXIS
BEYOND BANKING

Thematic Research Infrastructure | Green & Sustainable
15.12.2020

**Low-carbon hydrogen:
sensing the path towards
large-scale deployment**



NATIXIS
BEYOND BANKING

Thematic Research | Green & Sustainable

**Waste and
circular economy:
Deciphering green & sustainable challenges
and opportunities of waste management**

NATIXIS
BEYOND BANKING

DESALINATION:
Balancing the Socioeconomic Benefits
and Environmental Costs

www.research.natixis.com
https://gsh.cib.natixis.com

GROUP SPICE

NATIXIS
BEYOND BANKING

WATER ECONOMY:
deciphering the challenges,
financing the opportunities

www.research.natixis.com
https://gsh.cib.natixis.com

GROUP SPICE

From in depth investigation & content generation to advisory, product structuring & transactions

*E.g., Mexico's SDG Bond;
Euronext Water & Ocean Index*

NATIXIS
BEYOND BANKING

**IS GREEN
IN THE PIPELINE?**
Sensing gas' potential contribution
to climate change mitigation

www.research.natixis.com
https://gsh.cib.natixis.com

GROUP SPICE

NATIXIS
BEYOND BANKING

CENTER OF EXPERTISE
October 2020

USA – 2020 PRESIDENTIAL ELECTION

**THE GREAT DIVIDE: OPPOSING U.S.
CLIMATE POLICY**

GREEN & SUSTAINABLE HUB

NATIXIS
BEYOND BANKING

CENTER OF EXPERTISE
SEPTEMBER 2020

**EU TAXONOMY FOR
SUSTAINABLE ACTIVITIES**

SKYDIVING KIT

GREEN & SUSTAINABLE HUB

NATIXIS
BEYOND BANKING

GREEN & SUSTAINABLE
HUB

**SOLVING SUSTAINABLE
DEVELOPMENT GOALS
RUBIK'S CUBE**

AN IMPACT-BASED TOOLKIT
FOR ISSUERS AND INVESTORS

SEPTEMBER 2019 CENTER OF EXPERTISE

GROUP SPICE



“Scientific stamp”



Green/social-washing shield



Product-oriented content



Client-front positioning

Natixis GSH's report on Transition

Brown industries: the Transition Tightrope

A seat for everyone is necessary at the climate action table

Sustainable Finance will fail in its mission if it continues to confine high-emitting industries to the sidelines

↓ FULL REPORT



Natixis' approach to tackling brown industries' transition....

- **This research project investigates the topic of transition** in detail, more specifically that of brown industries, with the aim of providing definition, assessment methods as well as exploring relevant financing tools
- Our methodology frames a change management model that differentiates brown companies into groups depending on whether they need to transform, shrink or shut down. Using case studies, we examined how the **5 transition levers we identified were actioned by companies across the mining, cement, shipping, power or aviation sectors**
- We also identified eligibility pre-requisites to be able to draw red-lines and provide **structuring guidance for transition finance instruments**. We believe that **KPI-linked instruments** are best suited for transition because of their “skin in the game”, material, holistic and forward-looking features

...and to build together a low-carbon future. Climate finance needs a two-leg approach: a green one, in synch with a transition one....



Chapter 1

Brown industries: the elephant in the climate war room



Chapter 2

Unpacking the transition box



Chapter 3

Transition levers & Case studies



Chapter 4

Transition finance toolkit

Launch Webinar | April 14th 2021

Introduction to our methodological framework that differentiates companies into groups depending on the activities they need to transform, to shrink, or to shut down and our 5 transition levers including exiting most climate harmful activities and business mix diversification



Replay





CONTACTS



G&S Syndicate Team

Natixis CIB Green & Sustainable Hub has a dedicated team to the distribution of G&S products and solutions, but also to building a constantly updated market intelligence of the sustainably-driven demand from investors



Thomas GIRARD
Global Head of G&S Syndicate
+33 1 58 55 52 06 / +33 7 85 03 24 19
thomas.girard@natixis.com

- Thomas has a cumulated experience of 20 years in Wealth Management advisory, Responsible Investing (RI), Green & Sustainable Finance.
- He joined Natixis GSH in 2018 as product specialist responsible for the business development towards non-banking financial institutions (NBFIs) and created the "G&S Syndicate" team in July 2020 to optimize the syndication and distribution of green & sustainable assets across all CIB at global scale. Under this position, he drives the hub's RI market intelligence and manages its execution capabilities towards ESG-driven investors.
- Previously, Thomas contributed to the establishment of Natixis SRI sell-side Research capabilities. He was a Senior ESG Analyst (2011-2017) specialized on the financial institutions, notably the banking sector, and became Natixis SRI Research team's representative in London (2014-2017) to expand the team's franchise globally. He also worked at MSCI ESG Research as a Consultant, and at ORSE (a French think tank for Corporate Social Responsibility) as a Project Manager where he realized a practical guide on the pedagogy of SRI for the French financial institutions (in partnership with Paris EUROPLACE) and a report on engagement practices around the world relating to ESG criteria (in partnership with French FIR and AFG and with the support of EUROSIF and the PRI).
- Thomas holds two Masters (Business Law, Finance & Control) and an MBA (Management & Sustainable Performance).



Dominique BLANC
Responsible Investment Specialist
+33 1 58 55 50 87 / +33 6 38 55 77 27
dominique.blanc@natixis.com

- Dominique joined the Green and Sustainable Syndicate Team in July 2020.
- Previously, Dominique Blanc was a member of the GSH's Center of Expertise & Innovation since 2019. He worked on thematic research and on the development of innovative methodologies to support products and strengthen the expertise and integrity critical to sustainable finance. He also worked on regulatory monitoring and contributed to the implementation of the Green Weighting Factor.
- Dominique has dedicated 15 years of his career to sustainable finance. In 2004 he co-founded, Ethifinance, an independent non-financial rating agency, where he worked as an ESG analyst.
- Since 2008, he has managed Novethic's research – a subsidiary of French Caisse des Dépôts et Consignation (CDC) dedicated to sustainability – where he developed green and sustainable finance market watch, green funds and SRI products certification and research study activities, as well as responsible investors' networks.
- Dominique holds a Master of Science in Industrial Engineering from Art & Métiers ParisTech.



Laurence RIBOT
G&S Syndicate – Bond Specialist
+33 1 58 55 15 38 / +33 6 08 12 42 98
laurence.ribot@natixis.com

- Laurence joined Natixis' Green & Sustainable Hub in January 2021, to work on the G&S Syndicate Team.
- Laurence brings over 20 years of experience on the Debt Capital Market, where she started as a bond trader. For the past 15 years, she has been working on the Euro Public Bond syndication, with a focus on the Covered Bond and SSA segments. Laurence was also one of the Green Captains in the syndication team and acted to better integrate and promote ESG investors' knowledge.
- Laurence holds a degree from Toulouse Business School and has worked in Frankfurt and Paris.



William SHARPE
G&S Syndicate – Loan Specialist
+33 1 58 19 30 20 / +33 6 15 10 02 32
william.sharpe@natixis.com

- William has 20 years of experience successfully arranging syndicated loans for a wide variety of borrowers in Western Europe and emerging markets, ranging from unsecured corporate facilities to structured pre-export and other asset-based transactions.
- A Green Captain on the Corporate Loan Syndicate desk since 2018, William's responsibilities include loan pricing, market liquidity analyses and syndication coordination and execution for corporate, sovereign and FI borrowers in the EMEA region.
- William graduated from EM Lyon and Trinity College Hartford and completed INSEAD's Inter-Alpha Banking Programme.



Bruce RONBECK
G&S Syndicate – Americas
+1 212 891 6154 / +1 516 330 4469
Bruce.Ronbeck@natixis.com

- Bruce brings over 30 years of experience in Debt Capital Markets, where he has worked predominantly in fixed income sales and trading.
- Bruce joined the Natixis Americas credit sales team in 2015, covering investors with a focus on emerging markets, high yield and structured credit. In 2019, he joined the Americas Credit Capital Markets Syndicate team, with responsibility for EM and HY and joined the Green & Sustainable Syndicate Hub in March 2021. Bruce is an original Americas Green Captain working to promote the Green and Sustainable Hub platform and improve issuer and investor engagement with Natixis in ESG.
- Bruce holds a B.A.Sc. in Finance degree from Rochester Institute of Technology.

DISCLAIMER

This document is a commercial documentation for discussion and information purposes only. It is highly confidential and it is the property of Natixis. It should not be transmitted to any person other than the original addressee(s) without the prior written consent of Natixis.

This document does not constitute a personalized recommendation. It is intended for general distribution and the products or services described herein do not take into account any specific investment objective, financial situation or particular need of any recipient.

The distribution, possession or delivery of this document in, to or from certain jurisdictions may be restricted or prohibited by law. Recipients of this document are therefore required to ensure that they are aware of, and comply with, such restrictions or prohibitions. Neither Natixis, nor any of its affiliates, directors, employees, agents or advisers nor any other person accept any liability to anyone in relation to the distribution, possession or delivery of this document in, to or from any jurisdiction.

In any event, you should request for any internal and/or external advice that you consider necessary or desirable to obtain, including any financial, legal, tax or accounting advice, or any other specialist advice, in order to verify in particular that the investment(s), transaction(s), structure or arrangement described in this document meets your investment or financial objectives and constraints, and to obtain an independent valuation of such investment(s)/transaction(s), its risks factors and rewards.

This document should not be construed as an offer or solicitation with respect to the purchase, sale or subscription of any interest or security or as an undertaking by Natixis to complete a transaction subject to the terms and conditions described in this document or any other terms and conditions. Any guarantee, funding, interest or currency swap, underwriting or more generally any undertaking provided for in this document should be treated as preliminary only and is subject to a formal approval and written confirmation in accordance with Natixis' current internal procedures.

Natixis has neither verified nor independently analyzed the information contained in this document. Accordingly, no representation, warranty or undertaking, express or implied, is made to recipients as to or in relation to the accuracy or completeness or otherwise of this document or as to the reasonableness of any assumption contained in this document. The information contained in this document does not take into account specific tax rules or accounting methods applicable to counterparties, clients or potential clients of Natixis. Therefore, Natixis shall not be liable for differences, if any, between its own valuations and those valuations provided by third parties; as such differences may arise as a result of the application and implementation of alternative accounting methods, tax rules or valuation models.

It should not be assumed that the information contained in this document will have been updated subsequent to the date stated on the front page of this document. In addition, the delivery of this document does not imply in any way an obligation on anyone to update the information contained herein at any time.

Natixis shall not be liable for any financial loss or any decision taken on the basis of the information contained in this document and Natixis does not hold itself out as providing any advice, particularly in relation to investment services.

Prices and margins are deemed to be indicative only and are subject to changes at any time depending on, inter alia, market conditions. Past performance and simulations of past performance are not a reliable indicator and therefore do not predict future results. The information contained in this document may include results of analyses from a quantitative model, which represent potential future events that may or may not be realized, and is not a complete analysis of every material fact representing any product. Information may be changed or withdrawn by Natixis at any time without notice. More generally, no responsibility is accepted by Natixis, nor by any of its holding companies, subsidiaries, associated undertakings or controlling persons, or any of their respective directors, officers, partners, employees, agents, representatives or advisors as to or in relation to the characteristics of this information.

Natixis, as part of its activities, may deal as principal in or own securities/instruments or other investments that may be the subject of opinions or recommendation discussed in this document or may advise the issuers of such securities. Natixis and its holding entities, affiliates, employees or clients may have interest or possess or acquire information in any products, markets, indices or securities mentioned in this document that could be material and/or could give rise to a conflict of interest or potential conflict of interest. This may involve activities such as dealing in, holding, acting as market makers, or performing financial or advisory services in relation to any products, markets, indices or securities mentioned in this document.

Natixis is supervised by the European Central bank (ECB).

Natixis is authorized in France by the Autorite de Controle Prudentiel et de Résolution (ACPR) as a Bank – Investment Services Provider and subject to its supervision. Natixis is regulated by the Autorité des Marchés Financiers (AMF) in respect of its investment services activities.

In the UK, Natixis London Branch is authorised by the ACPR, supervised by the ECB and regulated by the AMF. Deemed authorised by the Prudential Regulation Authority. Subject to regulation by the Financial Conduct Authority and limited regulation by the Prudential Regulation Authority. Details of the Temporary Permissions Regime, which allows EEA-based firms to operate in the UK for a limited period while seeking full authorisation, are available on the Financial Conduct Authority's website

In Germany, NATIXIS is authorized by the ACPR as a bank – investment services provider and is subject to its supervision. NATIXIS Zweigniederlassung Deutschland is subject to a limited form of regulation by the Bundesanstalt für Finanzdienstleistungsaufsicht (BaFin) with regards to the conduct of its business in Germany under the right of establishment there. The transfer / distribution of this document in Germany is performed by / under the responsibility of NATIXIS Zweigniederlassung Deutschland.

Natixis is authorized by the ACPR and regulated by Bank of Spain and the Comisión Nacional de Mercado de Valores (CNMV) for the conduct of its business under the right of establishment in Spain.

Natixis is authorized by the ACPR and subject to limited regulation by the Bank of Italy and the Commissione Nazionale per le Società e la Borsa (CONSOB) for the conduct of its business under the right of establishment in Italy.

Natixis is authorized by the ACPR and regulated by the Dubai Financial Services Authority (DFSA) for the conduct of its business in and from the Dubai International Financial Centre (DIFC). The document is being made available to the recipient with the understanding that it meets the DFSA definition of a Professional Client; the recipient is otherwise required to inform Natixis if this is not the case and return the document. The recipient also acknowledges and understands that neither the document nor its contents have been approved, licensed by or registered with any regulatory body or governmental agency in the GCC or Lebanon.

This document is not intended for distribution in the United States, or to any US person, or in Canada, Australia, the Republic of South Africa or Japan.